

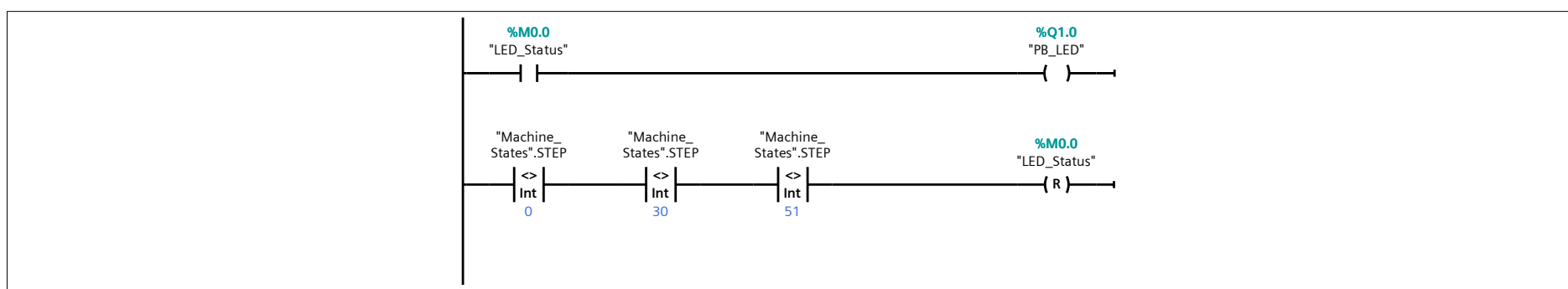
Blower Assembly Bench - Rev06 / PLC_1 [CPU 1214C DC/DC/DC] / Program blocks

Acknowledgement PB [FB1]

Acknowledgement PB Properties							
General							
Name	Acknowledgement PB	Number	1	Type	FB	Language	LAD
Numbering	automatic						
Information							
Title		Author		Comment		Family	
Version	0.1	User-defined ID					

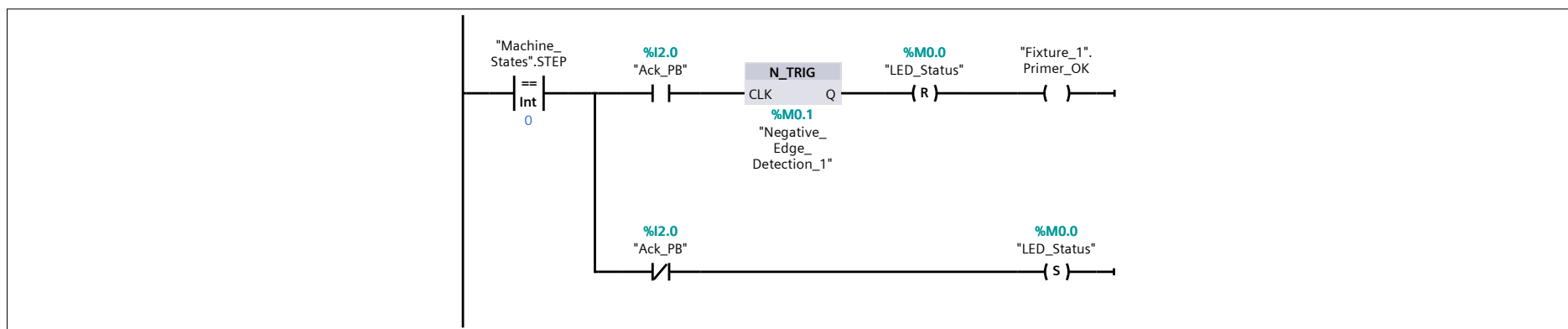
Acknowledgement PB							
Name	Data type	Default value	Retain	Accessible from HMI	Visible in HMI	Setpoint	Comment
Input							
Output							
InOut							
Static							
Temp							
Constant							

Network 1: LED Status



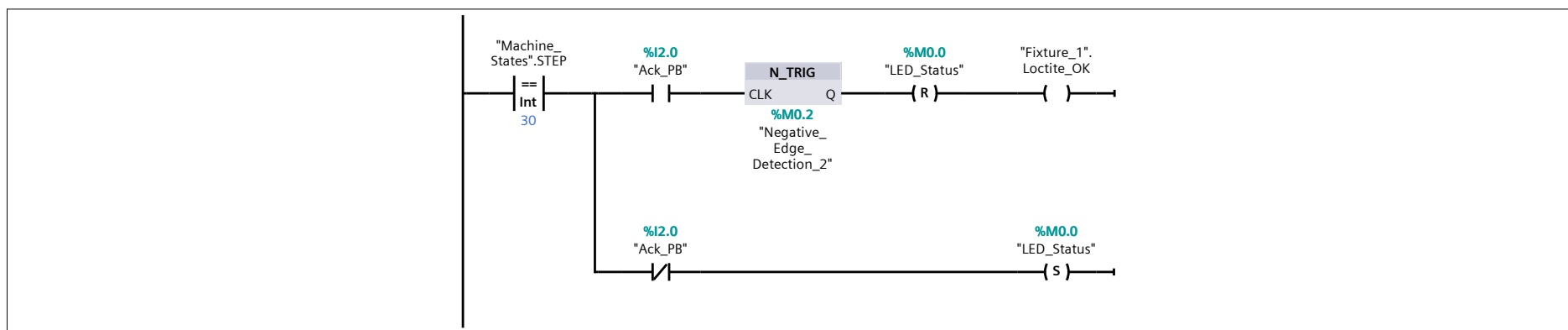
Symbol	Address	Type	Comment
"LED_Status"	%M0.0	Bool	
"Machine_States".STEP		Int	
"PB_LED"	%Q1.0	Bool	

Network 2: Screen 1005



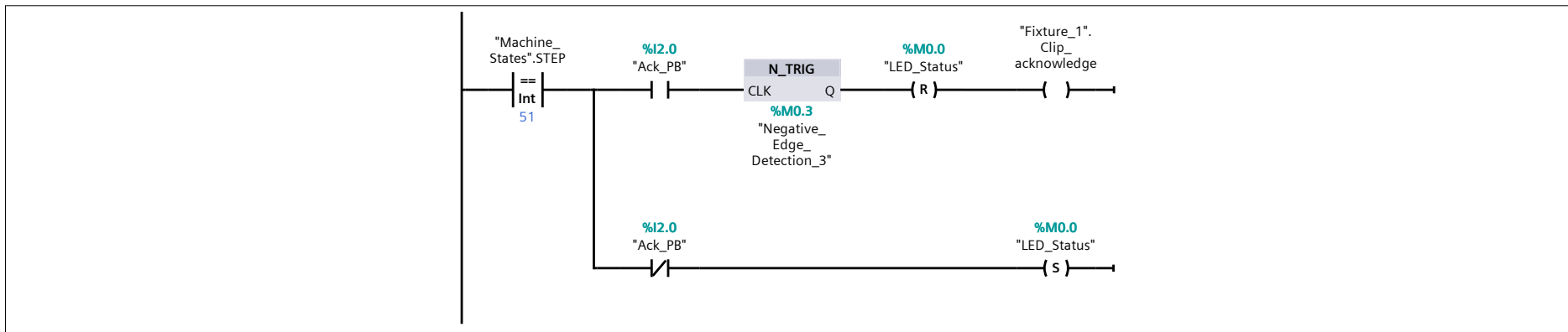
Symbol	Address	Type	Comment
"Ack_PB"	%I2.0	Bool	
"Fixture_1".Primer_OK		Bool	
"LED_Status"	%M0.0	Bool	
"Machine_States".STEP		Int	
"Negative_Edge_Detection_1"	%M0.1	Bool	

Network 3: screen 1030



Symbol	Address	Type	Comment
"Ack_PB"	%I2.0	Bool	
"Fixture_1".Loctite_OK		Bool	
"LED_Status"	%M0.0	Bool	
"Machine_States".STEP		Int	
"Negative_Edge_Detection_2"	%M0.2	Bool	

Network 4: Screen 1051



Symbol	Address	Type	Comment
"Ack_PB"	%I2.0	Bool	
"Fixture_1".Clip_acknowledge		Bool	
"LED_Status"	%M0.0	Bool	
"Machine_States".STEP		Int	
"Negative_Edge_Detection_3"	%M0.3	Bool	